





# The Global Competitiveness Report 2011–2012



**Klaus Schwab**, World Economic Forum



## The Global Competitiveness Index 2011-2012 rankings































Country/Economy	GCI 2011–2012		GCI 2011–2012 rank among 2010 countries	GCI 2010–2011 rank
	Rank/142	Score		
Switzerland	1	5.74	1	1
Singapore	2	5.63	2	3
Sweden	3	5.61	3	2
Finland	4	5.47	4	7
United States	5	5.43	5	4
Germany	6	5.41	6	5
Netherlands	7	5.41	7	8
Denmark	8	5.40	8	9
Japan	9	5.40	9	6
United Kingdom	10	5.39	10	12
Hong Kong SAR	11	5.36	11	11
Canada	12	5.33	12	10
Taiwan, China	13	5.26	13	13
Qatar	14	5.24	14	17
Belgium	15	5.20	15	19
Norway	16	5.18	16	14
Saudi Arabia	17	5.17	17	21
Australia	20	5.11	20	16
Malaysia	21	5.08	21	26
Israel	22	5.07	22	24
Luxembourg	23	5.03	23	20
Korea, Rep.	24	5.02	24	22
New Zealand	25	4.93	25	23
China	26	4.90	26	27
United Arab Emirates	27	4.89	27	25
Brunei Darussalam	28	4.78	28	28
Ireland	29	4.77	29	29
Iceland	30	4.75	30	31
Chile	31	4.70	31	30
Oman	32	4.64	32	34
Estonia	33	4.62	33	33
Kuwait	34	4.62	34	35
Puerto Rico	35	4.58	35	41
Spain	36	4.54	36	42
Bahrain	37	4.54	37	37
Czech Republic	38	4.52	38	36
Thailand	39	4.52	39	38
Tunisia	40	4.47	40	32
Poland	41	4.46	41	39
Barbados	42	4.44	42	43
Italy	43	4.43	43	48
Lithuania	44	4.41	44	47
Portugal	45	4.40	45	46
Indonesia	46	4.38	46	44
Cyprus	47	4.36	47	40
Hungary	48	4.36	48	52
Panama	49	4.35	49	53
South Africa	50	4.34	50	54
Malta	51	4.33	51	50
Sri Lanka	52	4.33	52	62
Brazil	53	4.32	53	58
Mauritius	54	4.31	54	55
Azerbaijan	55	4.31	55	57
India	56	4.30	56	51
Slovenia	57	4.30	57	45
Mexico	58	4.29	58	66
Turkey	59	4.28	59	61
Montenegro	60	4.27	60	49
Costa Rica	61	4.27	61	56
Iran, Islamic Rep.	62	4.26	62	69
Uruguay	63	4.25	63	64
Latvia	64	4.24	64	70
Vietnam	65	4.24	65	59
Russian Federation	66	4.21	66	63
Peru	67	4.21	67	73
Colombia	68	4.20	68	68
Slovak Republic	69	4.19	69	60
Rwanda	70	4.19	70	80
Jordan	71	4.19	71	65

# GLOBAL COMPETITIVENESS REPORT 2011- 2012 EUROPE RANKING






Rankings - GCI Global Competitiveness Index 2011–2012			
Country/Economy	Rank	Score	
<a href="#">Switzerland</a>	1	5.74	
<a href="#">Sweden</a>	3	5.61	
<a href="#">Finland</a>	4	5.47	
<a href="#">Germany</a>	6	5.41	
<a href="#">Netherlands</a>	7	5.41	
<a href="#">Denmark</a>	8	5.40	
<a href="#">United Kingdom</a>	10	5.39	
<a href="#">Belgium</a>	15	5.20	
<a href="#">Norway</a>	16	5.18	
<a href="#">France</a>	18	5.14	
<a href="#">Austria</a>	19	5.14	
<a href="#">Israel</a>	22	5.07	
<a href="#">Luxembourg</a>	23	5.03	
<a href="#">Ireland</a>	29	4.77	
<a href="#">Iceland</a>	30	4.75	
<a href="#">Estonia</a>	33	4.62	
<a href="#">Spain</a>	36	4.54	
<a href="#">Czech Republic</a>	38	4.52	
<a href="#">Poland</a>	41	4.46	
<a href="#">Italy</a>	43	4.43	
<a href="#">Lithuania</a>	44	4.41	
<a href="#">Portugal</a>	45	4.40	
<a href="#">Cyprus</a>	47	4.36	
<a href="#">Hungary</a>	48	4.36	
<a href="#">Malta</a>	51	4.33	
<a href="#">Azerbaijan</a>	55	4.31	
<a href="#">Slovenia</a>	57	4.30	
<a href="#">Turkey</a>	59	4.28	
<a href="#">Montenegro</a>	60	4.27	
<a href="#">Latvia</a>	64	4.24	
<a href="#">Russian Federation</a>	66	4.21	
<a href="#">Slovak Republic</a>	69	4.19	
<a href="#">Kazakhstan</a>	72	4.18	
<a href="#">Bulgaria</a>	74	4.16	
<a href="#">Croatia</a>	76	4.08	
<a href="#">Romania</a>	77	4.08	
<a href="#">Albania</a>	78	4.06	
<a href="#">Macedonia, FYR</a>	79	4.05	
<a href="#">Ukraine</a>	82	4.00	
<a href="#">Georgia</a>	88	3.95	
<a href="#">Greece</a>	90	3.92	
<a href="#">Armenia</a>	92	3.89	
<a href="#">Moldova</a>	93	3.89	

76





# GLOBAL COMPETITIVENESS REPORT 2011- 2012 AMERICAS RANKING

Rankings - GCI Global Competitiveness Index 2011–2012			
Country/Economy	Rank 	Score	
<a href="#">United States</a>	5	5.43	
<a href="#">Canada</a>	12	5.33	
<a href="#">Chile</a>	31	4.70	
<a href="#">Puerto Rico</a>	35	4.58	
<a href="#">Barbados</a>	42	4.44	
<a href="#">Panama</a>	49	4.35	
<a href="#">Brazil</a>	53	4.32	
<a href="#">Mexico</a>	58	4.29	
<a href="#">Costa Rica</a>	61	4.27	
<a href="#">Uruguay</a>	63	4.25	
<a href="#">Peru</a>	67	4.21	
<a href="#">Colombia</a>	68	4.20	
<a href="#">Trinidad and Tobago</a>	81	4.00	
<a href="#">Guatemala</a>	84	4.00	
<a href="#">Argentina</a>	85	3.99	
<a href="#">Honduras</a>	86	3.98	
<a href="#">El Salvador</a>	91	3.89	
<a href="#">Ecuador</a>	101	3.82	
<a href="#">Bolivia</a>	103	3.82	
<a href="#">Jamaica</a>	107	3.76	
<a href="#">Guyana</a>	109	3.73	
<a href="#">Dominican Republic</a>	110	3.73	
<a href="#">Suriname</a>	112	3.67	
<a href="#">Nicaragua</a>	115	3.61	
<a href="#">Paraguay</a>	122	3.53	
<a href="#">Belize</a>	123	3.52	
<a href="#">Venezuela</a>	124	3.51	
<a href="#">Haiti</a>	141	2.90	

GLOBAL COMPETITIVENESS REPORT 2011- 2012  
MIDDLE EAST/ NORTH AFRICA RANKING

Rankings - GCI Global Competitiveness Index 2011–2012			
Country/Economy	Rank \	Score	
<a href="#">Qatar</a>	14	5.24	
<a href="#">Saudi Arabia</a>	17	5.17	
<a href="#">United Arab Emirates</a>	27	4.89	
<a href="#">Oman</a>	32	4.64	
<a href="#">Kuwait</a>	34	4.62	
<a href="#">Bahrain</a>	37	4.54	
<a href="#">Tunisia</a>	40	4.47	
<a href="#">Iran, Islamic Rep.</a>	62	4.26	
<a href="#">Jordan</a>	71	4.19	
<a href="#">Morocco</a>	73	4.16	
<a href="#">Algeria</a>	87	3.96	
<a href="#">Lebanon</a>	89	3.95	
<a href="#">Egypt</a>	94	3.88	
<a href="#">Syria</a>	98	3.85	
<a href="#">Yemen</a>	138	3.06	

GLOBAL COMPETITIVENESS REPORT 2011- 2012  
ASIA AND OCEANIA RANKING

Rankings - GCI Global Competitiveness Index 2011–2012			
Country/Economy	Rank \	Score	
<a href="#">Singapore</a>	2	5.63	
<a href="#">Japan</a>	9	5.40	
<a href="#">Hong Kong SAR</a>	11	5.36	
<a href="#">Taiwan, China</a>	13	5.26	
<a href="#">Australia</a>	20	5.11	
<a href="#">Malaysia</a>	21	5.08	
<a href="#">Korea, Rep.</a>	24	5.02	
<a href="#">New Zealand</a>	25	4.93	
<a href="#">China</a>	26	4.90	
<a href="#">Brunei Darussalam</a>	28	4.78	
<a href="#">Thailand</a>	39	4.52	
<a href="#">Indonesia</a>	46	4.38	
<a href="#">Sri Lanka</a>	52	4.33	
<a href="#">India</a>	56	4.30	
<a href="#">Vietnam</a>	65	4.24	
<a href="#">Philippines</a>	75	4.08	
<a href="#">Mongolia</a>	96	3.86	
<a href="#">Cambodia</a>	97	3.85	
<a href="#">Bangladesh</a>	108	3.73	
<a href="#">Pakistan</a>	118	3.58	
<a href="#">Nepal</a>	125	3.47	
<a href="#">Timor-Leste</a>	131	3.35	